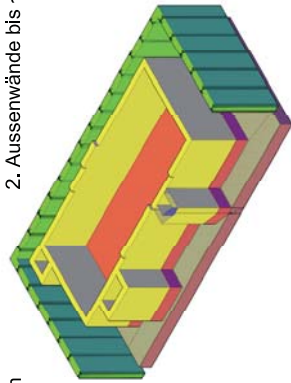
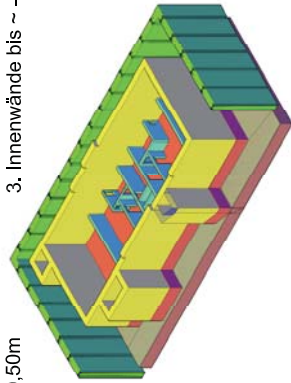


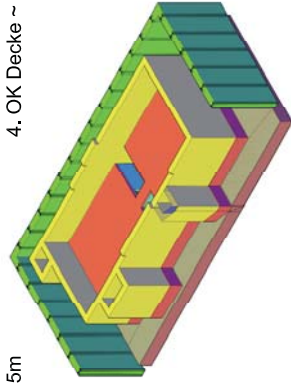
1. OK Sohle ~ -7,10m



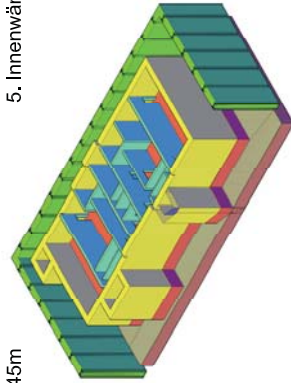
2. Aussenwände bis ~ -0,50m



3. Innenwände bis ~ -4,85m



4. OK Decke ~ -4,45m



5. Innenwände bis ~ -0,50m