

Stabliste - Zusammenfassung

Projekt : 

zu Plan : 

Datum : 18.07.2011

Bauteil : Außenwände S6 (Achse S1+Sj)

Liste : 1

bearbeitet:

gez:

gepr:

Zusammenfassung der Stabliste BSt 500 S(B)

gerade Stäbe				gebogene Stäbe		
ø [mm]	Gesamtlänge [m]	Masse [kg]	[kg/m]	ø [mm]	Gesamtlänge [m]	Masse [kg]
6			0.222	6		
8			0.395	8	506.54	200.08
10			0.617	10	225.32	139.02
12	1650.38	1465.54	0.888	12	1551.79	1377.99
14	56.40	68.24	1.210	14	42.70	51.67
16	173.00	273.34	1.580	16		
20	226.20	558.71	2.470	20	22.60	55.82
25			3.850	25		
28			4.830	28		
32			6.313	32		
40			9.864	40		

2365.83

1824.58

Anzahl Positionen = 46

Gesamtmasse S(B) 4190.41

Distanzkörbe (DK) und Stellbügel (StB)

Bewehrungs-Fertigprodukte (BeP)

DK/StB BeP	Fabrikat/Typ	Stück	Höhe [cm]	Gesamt Länge [m]	Fuss (DK) mit	Bemerkungen

Seite:

1

Stabliste - Biegeformen

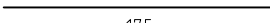

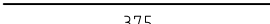
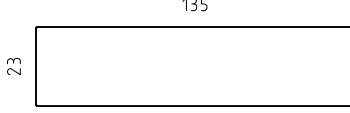

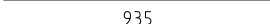
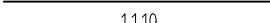
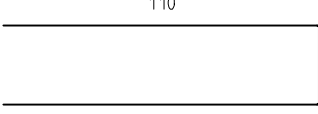


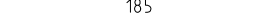
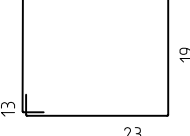

Projekt : XXXXXXXXXX

zu Plan : XXXXXXXXXX

Datum : 18.07.2011

Bauteil : Außenwände S6 (Achse S1+Sj)

Liste : 1

Pos.	Stck	ø [mm]	Einzel Länge [m]	Bemaßte Biegeform (unmaßstäblich)	Gesamt Länge [m]	Masse [kg]	Bemerkung
1	12	12	1.75		21.00	18.65	
2	32	12	2.03		64.96	57.68	
3	8	20	3.75		30.00	74.10	
4	76	12	2.93		222.68	197.74	
5	20	20	2.20		44.00	108.68	
6	32	12	9.35		299.20	265.69	
7	40	12	11.10		444.00	394.27	
8	80	12	2.43		194.40	172.63	
9	32	16	2.20		70.40	111.23	
10	209	8	1.86		388.74	153.55	
11	16	20	1.85		29.60	73.11	
12	172	10	1.10		189.20	116.74	
13	208	12	2.00		416.00	369.41	

Seite:

1

Stabliste - Biegeformen

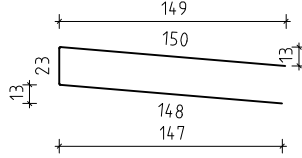
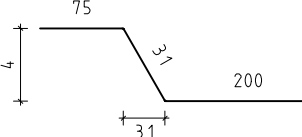

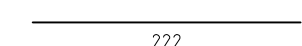
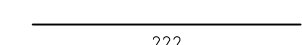
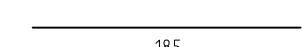
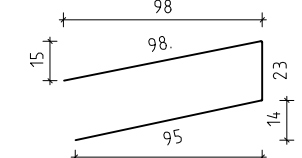
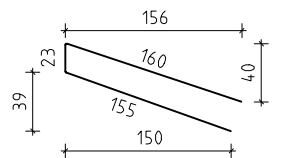
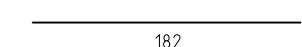
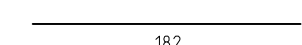
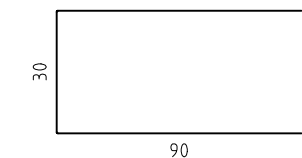
Projekt : XXXXXXXXXX

zu Plan : XXXXXXXXXX

Datum : 18.07.2011

Bauteil : Außenwände S6 (Achse S1+Sj)

Liste : 1

Pos.	Stck	ø [mm]	Einzel Länge [m]	Bemaßte Biegeform (unmaßstäblich)	Gesamt Länge [m]	Masse [kg]	Bemerkung
14	20	12	3.20		64.00	56.83	
15	14	14	3.05		42.70	51.67	
16	19	12	2.93		55.67	49.43	
17	5	20	2.22		11.10	27.42	
18	8	12	2.22		17.76	15.77	
19	36	16	1.85		66.60	105.23	
20	32	12	2.16		69.12	61.38	
21	20	12	3.38		67.60	60.03	
22	6	12	1.82		10.92	9.70	
23	5	20	1.82		9.10	22.48	
24	6	12	2.10		12.60	11.19	

Seite:

2

Stabliste - Biegeformen

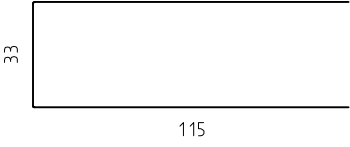
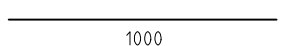

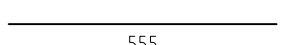
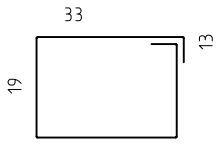

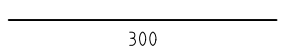
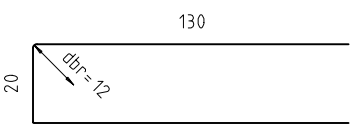
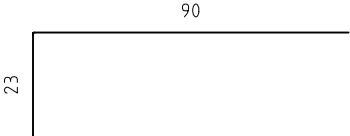
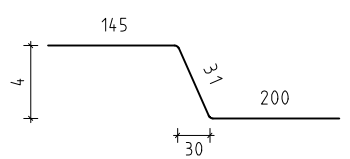
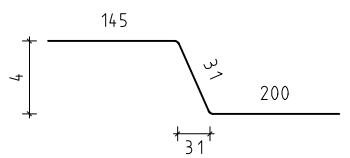
Projekt : [REDACTED]

zu Plan : [REDACTED]

Datum : 18.07.2011

Bauteil : Außenwände S6 (Achse S1+Sj)

Liste : 1

Pos.	Stck	ø [mm]	Einzel Länge [m]	Bemaßte Biegeform (unmaßstäblich)	Gesamt Länge [m]	Masse [kg]	Bemerkung
25	20	12	2.63		52.60	46.71	
26	32	12	10.00		320.00	284.16	
27	4	20	1.85		7.40	18.28	
28	32	12	5.55		177.60	157.71	
29	28	10	1.29		36.12	22.29	
30	32	12	10.70		342.40	304.05	
31	12	16	3.00		36.00	56.88	
32	20	12	2.80		56.00	49.73	
33	40	12	2.03		81.20	72.11	
34	2	20	3.76		7.52	18.57	
35	4	20	3.77		15.08	37.25	

Seite:

3

Stabliste - Biegeformen

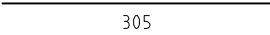
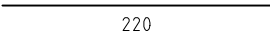
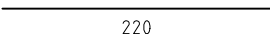
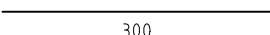
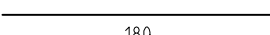
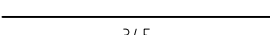
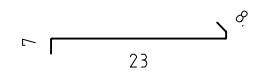
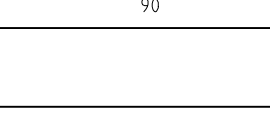
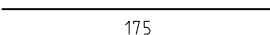
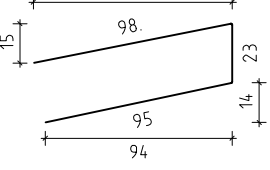
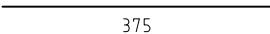
Projekt : [REDACTED]

zu Plan : [REDACTED]

Datum : 18.07.2011

Bauteil : Außenwände S6 (Achse S1+Sj)

Liste : 1

Pos.	Stck	∅ [mm]	Einzel Länge [m]	Bemaßte Biegeform (unmaßstäblich)	Gesamt Länge [m]	Masse [kg]	Bemerkung
36	8	14	3.05		24.40	29.52	
37	8	14	2.20		17.60	21.30	
38	8	20	2.20		17.60	43.47	
39	7	20	3.00		21.00	51.87	
40	8	14	1.80		14.40	17.42	
41	12	20	3.45		41.40	102.26	
42	310	8	0.38		117.80	46.53	
43	91	12	2.00		182.00	161.62	
200	10	12	1.75		17.50	15.54	
201	6	12	2.16		12.96	11.51	
202	4	20	3.75		15.00	37.05	
				Gesamtmasse [kg] :		4190.44	
							Seite: 4